



CITY OF FREEPORT

125 Main Street E – PO Box 301 – Freeport, MN 56331 – 320-836-2112
For TTY/TDD Users 1-800-627-3529 or 711 Minnesota Relay Service www.freeportmn.org

September 27, 2022 - Regular Meeting Agenda
Freeport City Hall - 7:00 pm

Call to Order

- I. Approve Agenda
- II. Public Forum
- III. Consent Agenda
 - a. August 30, 2022 Council Meeting Minutes (1-3)
 - b. Claims – July 2022 (4-7)
 - c. Sheriff's Report (8)
- IV. Reports
 - a. Clerk-Treasurer Report (9)
 - b. Fire Department Report (N/A)
 - c. Public Works Report (10-11)
 - d. Engineer Report (12-16)
 - e. Attorney Report (17)
- V. Old Business
 - a. ARPA Funds – Usage of Funds (18)
 - b. Schlenner Wenner & Co. 2022 Audit Contract (19)
 - c. Preliminary 2023 Budget – Ashley Feldewerd, Abdo Financial Solutions (20-44)
- VI. New Business
 - a. Historical Photographs – Presented by Fritz Laing (45)
 - b. Wobegon Trail Granite Monument Repair/Maintenance (46)
 - c. Pay Equity Implementation Report (47-49)
 - d. Joan Wall Tribute (50-51)
- VII. Adjourn

Next Regular Meeting: October 25, 2022



CITY OF FREEPORT

125 Main Street E – PO Box 301 – Freeport, MN 56331 – 320-836-2112
For TTY/TDD Users 1-800-627-3529 or 711 Minnesota Relay Service www.freeportmn.org
cityfrpt@albanytel.com

August 30, 2022 – Meeting Minutes

A regular meeting of the Freeport City council was convened at 7:00 pm by Mayor Mike Eveslage, and council members Nick Arnzen, Sarah Blake, Tim Hennen, and Jake Renneker.

Staff in attendance: Public Works Director Loren Goebel, City Clerk-Treasurer Jon Nelson, Administrative Assistant Kelsey Molitor, City Engineer Dave Blommel, City Attorney Scott Dymoke, and Fire Chief Andy Grieve.

Others in attendance: Jason Hoeschen, Freeport; Ashley Feldewerd, Abdo Financial Solutions

Approve Agenda

Hennen motioned to approve, seconded by Arnzen. Motion carried 5-0.

Public Forum

- Public forum closed.

Consent Agenda

- Hennen motioned to approve agenda with the exceptions that claim 5071 be charged towards the city's funds rather than the fire department's and claim 5070 for Stryker be denied, seconded by Renneker. Motion carried 5-0.

Reports

a. Clerk-Treasurer Report - Jon Nelson

- City Hall will be closed Labor Day.
- PAT test was held and all equipment was functioning correctly. 132 voters came through city hall for the primary election.
- Mayor Eveslage and councilmembers Blake and Hennen will be running unopposed for the general election.
- Al & Joeline Wieling of Harvest Church are looking for locations to handout free coffee in the morning from their concession trailer.
- Fall Fest will be held September 24th.
- Xcel plans to move their power poles this winter or spring and the placement of the stakes where they plan on putting up the new poles has residents concerned about having to cut down their trees. Xcel is working on moving them to prevent this from happening.

b. Fire Dept Report - Fire Chief Andy Grieve

- 5 calls – 3 medical, 1 fire, 1 cancelled.
- The fire department received a donation from Albany Telephone to put toward the rescue van.
- New battery box has been installed on the civil siren.
- The cold storage at the fire hall will be insulated to make it more useful.

c. Public Works - Public Works Director Loren Goebel:

- Johnson Jet Line is working in town to clean out the sanitary sewer lines.

d. Engineer Report - City Engineer Dave Blommel:

- Recommended payment #6 to Kuechle Underground of \$217,609.51.
- 7th and 8th St project has been pretty much wrapped up. Project ran under budget additional patchwork was done on Industrial Drive to get that street through the winter. Recommended paying Mark Lee Excavating in the amount of \$165,374.84.
- Hennen motioned to make payments to Kuechle Underground and Mark Lee Excavating, seconded by Arnzen. Motion carried 5-0.
- After milling Industrial Drive to perform the patchwork they found that it is not as deteriorated as it was expected to be. Blommel is optimistic that concrete may not be needed to replace Industrial Drive and will look into repaving options to save money.

e. Attorney Report - City Attorney Scott Dymoke:

- The Pioneer Inn was involved in a failed compliance check. Since this was the first offense, Dymoke recommended that a letter be sent to make it known that the report was received and to request that the owner and staff put forth their best efforts to remain in compliance. The matter was discussed and Council agreed to Dymoke's proposal.

Old Business

a. ARPA Funds

- Council discussed allocating the funds for new streetlights on Main Street, a lift station for Welle 4 Addition, and whether or not the funds can be used toward existing debts. These options will be researched to see what meets the criteria.

New Business

a. S&P Global Bond Ratings

- The City's bond rating improved from "A" to "AA-" since the last rating in 2014. S&P Global also reported the outlook is stable. Feldewerd reported that this is a big deal for a city of our size and will bring more marketability and better rates when the city applies for bonds.

b. Second Quarter Financial Report

- Feldewerd presented information on the health of the City's finances. Everything looks to be as expected.

c. Preliminary 2023 Budget

- Feldewerd presented a preliminary budget and received input from Council on what they would like to see moving forward.

d. LMCIT Liability Coverage Waiver Form

- Hennen motioned to waive the LMCIT Liability Coverage Waiver Form, seconded by Blake. Motion carried 5-0.

e. Schlenner Wenner & Co. 2022 Audit Contract

- Council requested that Nelson check into negotiating a 3-year contract with Schlenner Wenner & Co.

f. Resolution 2022-xx – Purchasing and Contract Protocol and Authority Policy

- Hennen motioned to approve Resolution 2022-xx – Purchasing and Contract Protocol and Authority Policy, seconded by Renneker. Motion carried 5-0.

Adjourn

Arnzen motioned to adjourn, seconded by Blake. Motion carried 5-0.

Mayor Mike Eveslage

Clerk-Treasurer Jon Nelson

09/13/22
10:36:03

CITY OF FREEPORT
Claim Details by Posted Date
For Claims from 08/30/22 to 08/30/22

Page: 1 of 1
Report ID: AP100V

* ... Over spent expenditure

Claim/ Line #	Check Invoice #/Inv Date/Description	Vendor #/Name/ Invoice #/Inv Date/Description	Document \$/ Line \$	Disc \$	PO #	Fund Org Acct	Object Proj	Cash Account
5086	22049S	838 MARK LEE EXCAVATING	165,374.84					
1	08/19/22	PMT #1 2022 7th St. SE Improv	165,374.84			420 43100	310	10100
		Total for Vendor:	165,374.84					
		# of Claims	1	Total:				165,374.84

** This report runs by Claim Posted Date, which is a system generated field that always shows the date on which the Claim was actually posted in the system. If a Claim was cancelled and re-posted, the posted date will show as of the date it was re-posted. **

09/22/22
07:31:36

CITY OF FREEPORT
Claim Approval List
For the Accounting Period: 9/22

Page: 1 of 3
Report ID: AP100V

* ... Over spent expenditure

Claim/	Check	Vendor #/Name/ Invoice #/Inv Date/Description	Document \$/ Line \$	Disc \$	PO #	Fund Org Acct	Object Proj	Cash Account
5112		581 ALEX AIR APPARATUS, INC	337.00					
	INV-46376	08/24/22 Turnout Gear Name Patch	337.00			225 42200	240	10100
		Total for Vendor:	337.00					
5113		40 AUTO VALUE-ALBANY	86.76					
	26398570	09/20/22 G-Force CVT Belt	86.76			225 42200	401	10100
		Total for Vendor:	86.76					
5095		123 DYMOKE LAW OFFICE, P.A.	481.00					
	GM090122	09/01/22 General Matters - 2022	481.00			101 41000	302	10100
		Total for Vendor:	481.00					
5096		764 FASTLANE REPAIR	1,493.42					
	3436	09/13/22 '01 Dodge Caravan - Van Tires	549.18*			101 43100	220	10100
	3437	09/13/22 2000 Ford F350 Truck Brakes	944.24*			101 43100	220	10100
		Total for Vendor:	1,493.42					
5114		626 FIRE SAFETY USA, INC	1,098.50					
	162741	08/22/22 Trucks 405 & 406 Maint	1,098.50			225 42200	401	10100
		Total for Vendor:	1,098.50					
5097		155 FREEPORT FARM CENTER, INC	39.81					
	W13982	08/29/22 Massey Ferguson 3900 - fuel pu	39.81*			101 43100	220	10100
		Total for Vendor:	39.81					
5098		174 GOPHER STATE ONE CALL, INC	32.40					
	2080406	08/31/22 August 2022	32.40			601 43225	300	10100
		Total for Vendor:	32.40					
5099		187 HAWKINS, INC	40.00					
	6263902	08/15/22 Chlorine Cylinder	40.00			601 43225	440	10100
		Total for Vendor:	40.00					

* ... Over spent expenditure

Claim/	Check	Vendor #/Name/ Invoice #/Inv Date/Description	Document \$/ Line \$	Disc \$	PO #	Fund Org Acct	Object Proj	Cash Account
5100		558 HERDERING, INC	900.19					
	1032-21294	08/22/22 Cement for Lions Park	900.19*			101 45200	510	10100
		Total for Vendor:	900.19					
5101		807 J'S IRRIGATION, LLC	6,800.00					
	090122SUMM	08/27/22 Freeport Lions Work	6,800.00*			101 45200	510	10100
		Total for Vendor:	6,800.00					
5103		219 JOANN TIMP	200.00					
	SEPT22	09/21/22 September Cleaning Services	200.00*			101 41000	300	10100
		Total for Vendor:	200.00					
5102		670 JOHNSON JET-LINE, INC	7,119.36					
	3221	09/02/22 Jetting & Vacuum	7,119.36			602 43250	311	10100
		Total for Vendor:	7,119.36					
5104		834 JON NELSON	117.50					
	SEPT2022	09/20/22 Training Mileage	117.50*			101 41000	335	10100
		Total for Vendor:	117.50					
5105		258 LEAGUE OF MN CITIES	959.00					
	366616	09/21/22 Annul Mem. Dues - 22-23	929.00*			101 41000	434	10100
		09/21/22 Mayors Dues 09/01/22-08/31/23	30.00			101 41300	433	10100
		Total for Vendor:	959.00					
5106		769 METRO SALES, INC	89.87					
	INV2124576	09/15/22 08/15/22-09/14/22	89.87			101 41000	410	10100
		Total for Vendor:	89.87					
5107		782 RMB ENVIRONMENTAL LABORATORIES	166.62					
	D036584	09/12/22 Water Testing	166.62			602 43250	460	10100
		Total for Vendor:	166.62					

* ... Over spent expenditure

Claim/	Check	Vendor #/Name/ Invoice #/Inv Date/Description	Document \$/ Line \$	Disc \$	PO #	Fund Org Acct	Object Proj	Cash Account
5108		418 SEH, INC	11,561.78					
	432437	09/18/22 General Engineering	384.72*			101 41000	300	10100
	432438	09/18/22 RPR & Construction Skating	11,177.06*			420 43100	300	10100
		Total for Vendor:	11,561.78					
		*** Claim from another period (8/22) ****						
5070		810 STRYKER SALES CORPORATION	346.68					
	3849326	08/05/22 Battery & Mcgrath laryngoscop	346.68*			225 42200	580	10100
		Total for Vendor:	346.68					
5109		809 VALLI INFORMATION SYSTEMS, INC	75.00					
	83951	08/31/22 Online Monthly Maint.	75.00*			101 41000	300	10100
		Total for Vendor:	75.00					
5110		523 WORMS LUMBER & READY MIX INC	16,841.00					
	INV1171597	08/09/22 Concrete Work	16,841.00*			101 45200	510	10100
		Total for Vendor:	16,841.00					
5111		525 XCEL ENERGY, INC	137.94					
	796694479	09/19/22 Water Tower - 420 4th Ave S	137.94			601 43225	381	10100
		Total for Vendor:	137.94					
		# of Claims	21	Total:				48,923.83

FREEPORT ALL CALLS

City	Date Received	Call #	Description
FREEPORT	08/31/2022 17:18:51	22074625	911 ABANDONED CALL
FREEPORT	08/21/2022 03:02:38	22071342	AGENCY ASSIST
FREEPORT	08/21/2022 02:56:43	22071340	ALARM
FREEPORT	08/28/2022 00:08:20	22073526	ALARM
FREEPORT	08/11/2022 10:37:22	22068256	BEHAVIORAL HEALTH
FREEPORT	08/07/2022 14:07:14	22066961	BEHAVIORAL HEALTH
FREEPORT	08/27/2022 03:18:23	22073255	CITIZEN CONTACT
FREEPORT	08/27/2022 04:40:30	22073259	CITIZEN CONTACT
FREEPORT	08/09/2022 09:35:03	22067497	CO-RESPONDER
FREEPORT	08/05/2022 13:42:28	22066349	CO-RESPONDER
FREEPORT	08/08/2022 01:53:09	22067108	DIRECTED PATROL
FREEPORT	08/30/2022 23:41:13	22074412	DIRECTED PATROL
FREEPORT	08/05/2022 19:25:42	22066443	DRIVING COMPLAINT
FREEPORT	08/21/2022 03:28:58	22071345	EXTRA PATROL
FREEPORT	08/31/2022 13:18:48	22074552	MATTER OF INFORMATION
FREEPORT	08/17/2022 03:26:09	22070092	MOTORIST ASSIST
FREEPORT	08/11/2022 11:15:41	22068264	NO PAY CUSTOMER
FREEPORT	08/01/2022 09:43:15	22064823	PAPER SERVICE
FREEPORT	08/22/2022 12:16:53	22071645	PERSONAL ASSIST
FREEPORT	08/02/2022 20:43:40	22065400	PHONE COMPLAINT
FREEPORT	08/14/2022 13:45:57	22069322	STALLED VEHICLE
FREEPORT	08/03/2022 14:12:15	22065678	SUICIDE THREAT
FREEPORT	08/13/2022 06:34:28	22068971	SUSPICIOUS VEHICLE
FREEPORT	08/17/2022 01:01:11	22070076	TRAFFIC STOP
FREEPORT	08/25/2022 23:52:12	22072841	TRAFFIC STOP
FREEPORT	08/05/2022 21:35:17	22066477	TRAFFIC STOP
FREEPORT	08/17/2022 13:09:21	22070216	TRAFFIC STOP
FREEPORT	08/19/2022 12:22:56	22070849	TRAFFIC STOP
FREEPORT	08/03/2022 00:19:57	22065478	TRAINING ONLINE

Memo

From: Jon Nelson - Clerk-Treasurer

To: Freeport City Council

Date: 09/27/2022

Re: Clerk-Treasurer Report

1. I attended the Clerks Academy in Staples.
2. Kelsey and I are working on putting together packets for anyone looking for more information about the city. This first started as a request for a "new resident packet" but it will be beneficial for current residents and visitors. My thought is to keep it a digital format and available on our website or through email to save on printing costs and make it easier to update as needed. We would be able to print at City Hall if requested.
3. City Code has been updated on the website.

Job Duty	Date	Initial
Well, tower, lift station, pond checks, water samples, bugs, big lawn mower	Thurs 8/25/22	JH/MA
maint, curb stop on end of 3rd St NE, moved lawn	"	JH/ME
Well, tower, pond checks, gopher call, garbages, batts For big lawn	FRI 8/26/22	JH
mower, lawn	"	JH
Well, tower, pond checks	SAT 8/27/22	JH
Well, tower, pond checks	SUN 8/28/22	JH
Well, tower, lift station, pond checks, water samples, washed vehicles,	MON 8/29/22	JH/MA
gopher calls, new seed planted on 2nd + 2nd + 3rd,	"	JH
Well, tower, pond checks, Johnson Jet, mowed lawn, bathrooms	TUE 8/30/22	JH
ballpark, curb stop on 2nd Ave NW,	"	JH
Well, tower, pond checks, Johnson Jetting, start repair on 7th St	Wed 8/31/22	JH
signs up on 2nd Ave NW, 3rd Ave SE, 5th Ave NE, chlorine line	"	JH
at Creamery Well, lead copper retake 1 sample	"	JH
Well, tower, lift station, pond checks, water samples, Influent Qstly	Thurs 9/1/22	JH
samples - delivered to bank w/ copper/lead sample, Tri state pump	"	JH
on Lift station 1 + Johnson Jet finished up, stripe on 7th St	"	JH
walk around w/ Shawn (SEH) on project - garbages	"	JH
Well, tower, pond checks, garbages, city hall paperwork	FRI 9/2/22	JH
Well, tower, pond checks	SAT 9/3/22	JH
Well, tower, pond checks	SUN 9/4/22	JH
Water samples Well, tower, pond checks, lift station HOLIDAY	MON 9/5/22	JH
Well, tower, pond checks, meeting, mowed lawn, water samples	TUE 9/6/22	JH
gopher call. -	"	JH
Well, tower, pond checks, reports for MDH + MPC.A, shop	Wed 9/7/22	JH
work	"	JH
Well, tower, pond checks, bugs at ponds, filed paper work	Thurs 9/8/22	JH
colleagues, league of cities meety.	"	JH
Well, tower, pond checks, city hall, walk thru w/ Dave	FRI 9/9/22	JH
Blomsted, Dave Baker, North Stat. garbages,	"	JH
Well, tower, pond checks	SAT 9/10/22	JH
Well, tower, pond checks	SUN 9/11/22	JH
Well, tower, lift station, pond checks, reports city hall, water samples	MON 9/12/22	JH
garbages flushed hydrants	"	JH
Well, tower, pond checks, static/drawdown, paperwork, ^{caught} raccoon,	TUE 9/13/22	JH
much North Park..	"	JH
Well, tower, pond checks, vides, mowed lawn, paperwork, curb stop,	Wed 9/14/22	JH
Well, tower, lift station, pond checks, water samples, trim trees,	Thurs 9/15/22	JH
Team Lab up, bugs pond, garbages, need trim sidewalks, city	"	JH
hall paperwork. -	"	JH

Hours Breakdown - Maintenance Dept

Employee Name: Loren Goebel											
Month: August											
Day of Month	# of Hours: Streets, General Maint, Snow Removal, Sewer Line, Water Line	# of Hours: Water Plant	# of Hours: Sewer Plant	# of Hours: Parks, Mowing	# of Hours: Bldg Maint	# of Hours: Shop Equip Maint	# of Hours: Garbage Collection	Total Hours Per Day			
1	6.5	1	1			0.5		9			
2	5	1	1					7			
3	0.5	1	1				0.5	3			
4	1	1	1	4		1		8			
5		1	1					2			
6	2	0.5	0.5					3			
7		0.5	0.5					1			
8	2	1	1	4				8			
9	4.5	1	1			1	0.5	8			
10	2	1	1	4				8			
11	2	1	1	4				8			
12	3.5	1	1				0.5	6			
13		0.5	0.5					1			
14		0.5	0.5					1			
15	1	1	1	4		1		8			
16	0.5	1	1			1	0.5	4			
17								0			
18								0			
19								0			
20								0			
21								0			
22		1	1					2			
23	3.5	1	1	2			0.5	8			
24	2	1	1	4				8			
25	5	1	1			1		8			
26	2.5	1	1				0.5	5			
27		0.5	0.5					1			
28		0.5	0.5					1			
29	3	1	1	1	1	2		8			
30	6	1	1	1	0.5			9.5			
31	5	2	1					8			
TOTAL for Month Per Category	57.5	24	23	27	1	8	3	143.5			



Building a Better World
for All of Us®

MEMORANDUM

TO: Freeport City Council

FROM: Dave Blommel, PE (Lic. MN)

DATE: September 22, 2022

RE: Council Update
SEH No. FREEP GEN 14.00

During the last month, SEH has provided services on the following items:

2021 Street Project

- Seeding walkthrough
 - Contractor to reseed as needed
- Concrete walkthrough
 - Known popouts on one driveway. Wait until spring of 2022 to make sure there are not more. 1 year warranty from the time we closeout the project.
- Final Assessment Hearing should be scheduled so it can appear on 2023 tax roll.
 - Attached Resolutions calling for the final assessment hearing and establishing the costs to be assessed.

7th and 8th Street Improvements

- 3 spots with drainage concerns. May let it go through a freeze thaw cycle to see if any more appear.
- Final Assessment hearing can be scheduled for the October meeting.
 - Attached Resolutions calling for the hearing and establishing the cost to be assessed.

2023 Active Transportation Infrastructure Program Grant

- Jon and I are considering a Letter of Intent for the active transportation program to fund the sidewalk from 9th St SE to 3rd St SE.
 - The program is intended to serve projects that didn't really match up with the safe routes to school program.
 - Stearns County Engineering staff have recommended an application. They have offered to be our fiscal agent as required by the program.

dwb
Enclosures

document1

Engineers | Architects | Planners | Scientists

Short Elliott Hendrickson Inc., 2351 Connecticut Avenue, Suite 300, Sartell, MN 56377-2485

320.229.4300 | 800.572.0617 | 888.908.8166 fax

SEH is 100% employee-owned. Affirmative Action/Equal Opportunity Employer

Resolution Declaring Cost to be Assessed, and Ordering Preparation of Proposed Assessment

WHEREAS, a contract has been let (estimated costs have been calculated) for Improvement No. FREEP 153897, the improvement of 2nd Street SE – CSAH 11 to 4th Avenue SE, 3rd Street SE – CSAH 11 to 4th Avenue SE, 3rd Avenue SE – 2nd Street SE to 3rd Street SE, 4th Avenue SE - 2nd Street SE to 3rd Street SE, Trunk Sewer along 3rd Avenue NE – 2nd Street SE to 120 feet north of 2nd Street NE, Alley between Main Street and 2nd Street NE – CSAH 11 to 3rd Avenue NE, Alley between 2nd Street NE and 3rd Street NE – CSAH 11 to the extension of 3rd Avenue NE, 3rd Street NW - CSAH 11 and 4th Avenue NW, 4th Street NW – 120’ West of CSAH 11 to 2nd Avenue NW, 2nd Avenue NW – 2nd Street NW to 4th Street NW and the contract (bid) price (estimated cost) for such improvement is \$1,846,052.78, and the expenses incurred or to be incurred in the making of such improvement amount to \$ [REDACTED] so that the total cost of the improvement will be \$ [REDACTED].

NOW THEREFORE, BE IT RESOLVED BY THE CITY COUNCIL OF FREEPORT, MINNESOTA:

1. The portion of the cost of such improvement to be paid by the city is hereby declared to be \$ [REDACTED] and the portion of the cost to be assessed against benefited property owners is declared to be \$ [REDACTED].
2. Assessments shall be payable in equal annual installments extending over a period of 20 years, the first of the installments to be payable on or before the first Monday in January 2023 and shall bear interest at the rate of 4 percent per annum from the date of the adoption of the assessment resolution.
3. The city clerk, with the assistance of the city engineer (consulting engineer), shall forthwith calculate the proper amount to be specially assessed for such improvement against every assessable lot, piece or parcel of land within the district affected, without regard to cash valuation, as provided by law, and he/she shall file a copy of such proposed assessment in his/her office for public inspection.
4. The clerk shall upon the completion of such proposed assessment, notify the council thereof.

Adopted by the council this 27th day of September, 2022.

Mayor

City Clerk

Resolution for Hearing on Proposed Assessment

WHEREAS, by a resolution passed by the council on September 27, 2022, the city clerk was directed to prepare a proposed assessment of the cost of FREEP 153897, the improvement of 2nd Street SE – CSAH 11 to 4th Avenue SE, 3rd Street SE – CSAH 11 to 4th Avenue SE, 3rd Avenue SE – 2nd Street SE to 3rd Street SE, 4th Avenue SE - 2nd Street SE to 3rd Street SE, Trunk Sewer along 3rd Avenue NE – 2nd Street SE to 120 feet north of 2nd Street NE, Alley between Main Street and 2nd Street NE – CSAH 11 to 3rd Avenue NE, Alley between 2nd Street NE and 3rd Street NE – CSAH 11 to the extension of 3rd Avenue NE, 3rd Street NW - CSAH 11 and 4th Avenue NW, 4th Street NW – 120' West of CSAH 11 to 2nd Avenue NW, 2nd Avenue NW – 2nd Street NW to 4th Street NW, and

WHEREAS, the clerk has notified the council that such proposed assessment has been completed and filed in his/her office for public inspection,

NOW THEREFORE, BE IT RESOLVED BY THE CITY COUNCIL OF FREEPORT, MINNESOTA:

1. A hearing shall be held at 7:00 p.m. on October 25, 2022 in the city hall located at 125 East Main Street, Freeport, MN 56331 to pass upon such proposed assessment. All persons owning property affected by such improvement will be given an opportunity to be heard with reference to such assessment.
2. The city clerk is hereby directed to cause a notice of the hearing on the proposed assessment to be published once in the official newspaper at least two weeks prior to the hearing, and he/she shall state in the notice the total cost of the improvement. He/She shall also cause mailed notice to be given to the owner of each parcel described in the assessment roll not less than two weeks prior to the hearing.
3. The owner of any property so assessed may, at any time prior to certification of the assessment to the county auditor, pay the whole of the assessment on such property, with interest accrued to the date of payment, to the City Clerk, except that no interest shall be charged if the entire assessment is paid within 30 days from the adoption of the assessment. An owner may at any time thereafter, pay to the City Clerk the entire amount of the assessment remaining unpaid, with interest accrued to December 31 of the year in which such payment is made. Such payment must be made before November 15 or interest will be charged through December 31 of the succeeding year.

Adopted by the council this 27th day of September, 2022.

Mayor

Resolution Declaring Cost to be Assessed, and Ordering Preparation of Proposed Assessment

WHEREAS, a contract has been let (estimated costs have been calculated) for Improvement No. FREEP 165677, the improvement of 7th Street SE between the east line of County Road 11 and 1880 feet east of County Road 11 and 8th Street SE and the contract (bid) price (estimated cost) for such improvement is \$203,786.00, and the expenses incurred or to be incurred in the making of such improvement amount to \$36,600 so that the total cost of the improvement will be \$240,386.

NOW THEREFORE, BE IT RESOLVED BY THE CITY COUNCIL OF FREEPORT, MINNESOTA:

1. The portion of the cost of such improvement to be paid by the city is hereby declared to be \$106,984.77 and the portion of the cost to be assessed against benefited property owners is declared to be \$133,401.23.
2. Assessments shall be payable in equal annual installments extending over a period of 20 years, the first of the installments to be payable on or before the first Monday in January 2023 and shall bear interest at the rate of 4 percent per annum from the date of the adoption of the assessment resolution.
3. The city clerk, with the assistance of the city engineer (consulting engineer), shall forthwith calculate the proper amount to be specially assessed for such improvement against every assessable lot, piece or parcel of land within the district affected, without regard to cash valuation, as provided by law, and he/she shall file a copy of such proposed assessment in his/her office for public inspection.
4. The clerk shall upon the completion of such proposed assessment, notify the council thereof.

Adopted by the council this 27th day of September, 2022.

Mayor

City Clerk

Resolution for Hearing on Proposed Assessment

WHEREAS, by a resolution passed by the council on September 27, 2022, the city clerk was directed to prepare a proposed assessment of the cost of Improvement No. FREEP 165677, the improvement of 7th Street SE between the east line of County Road 11 and 1880 feet east of County Road 11 and 8th Street SE, and

WHEREAS, the clerk has notified the council that such proposed assessment has been completed and filed in his/her office for public inspection,

NOW THEREFORE, BE IT RESOLVED BY THE CITY COUNCIL OF FREEPORT, MINNESOTA:

1. A hearing shall be held at 7:00 p.m. on October 25, 2022 in the city hall located at 125 East Main Street, Freeport, MN 56331 to pass upon such proposed assessment. All persons owning property affected by such improvement will be given an opportunity to be heard with reference to such assessment.
2. The city clerk is hereby directed to cause a notice of the hearing on the proposed assessment to be published once in the official newspaper at least two weeks prior to the hearing, and he/she shall state in the notice the total cost of the improvement. He/She shall also cause mailed notice to be given to the owner of each parcel described in the assessment roll not less than two weeks prior to the hearing.
3. The owner of any property so assessed may, at any time prior to certification of the assessment to the county auditor, pay the whole of the assessment on such property, with interest accrued to the date of payment, to the City Clerk, except that no interest shall be charged if the entire assessment is paid within 30 days from the adoption of the assessment. An owner may at any time thereafter, pay to the City Clerk the entire amount of the assessment remaining unpaid, with interest accrued to December 31 of the year in which such payment is made. Such payment must be made before November 15 or interest will be charged through December 31 of the succeeding year.

Adopted by the council this 27th day of September, 2022.

Mayor

Dymoke Law Office, P.A.

408 Main Street East, Unit 5

PO Box 127

Melrose, Minnesota 56352

Telephone (320) 256-4205

Fax (320) 256-7201

September 21, 2022

Jon Nelson
City of Freeport
125 Main Street East
Freeport, MN 56331

BY ELECTRONIC MAIL

Re: Monthly Legal Report

Dear Mr. Nelson:

During the period from August 24, 2022 through September 21, 2022, we have given significant attention to the following projects on behalf of the City of Freeport:

- **Industrial Park** – Reviewed standard lot purchase agreement for compliance with state statutes governing sales by the EDA. Advised City Clerk of state requirements and that standard agreement complied with state statutes. Modified standard agreement to provide for an option term to accommodate potential purchaser's development timelines.

Respectfully submitted,
Dymoke Law Office, P.A.

Scott E. Dymoke
by Scott E. Dymoke

cc: M. Eveslage

Memo

From: Jon Nelson, Clerk-Treasurer

To: Freeport City Council

Date: 09/20/2022

Re: ARPA Funds

I spoke with Lisa Sova, assistant finance director of LMC, for clarification of ARPA deadlines. She confirmed that we must have our funds committed by December 31, 2024. We have until December 31, 2026 to complete the committed project. Any funds that have not been committed or spent by these dates must be returned to the Treasury.

I have spoken with a representative from Design Electric on streetlight replacement. I am expecting quotes that will include replacing just the poles while keeping the light fixtures and converting them to LED, and new poles and fixtures. He said directional drilling for the wiring will be more cost-effective than demoing unless we have plans to replace sidewalks in the near future.

Memo

From: Jon Nelson, Clerk-Treasurer

To: Freeport City Council

Date: 09/20/2022

Re: SW & Co. 2022 Audit Contract

I requested a three-year contract from Ryan Schmidt. Schlenner Wenner & Co. has decided to move away from multi-year contracts due to market unpredictability. If a multi-year contract is a must, the pricing would be tied to inflation in some manner, meaning we would not be offered any multi-year discounts.

Recommendation: Approve the single-year contract presented at last month's meeting.

BUDGET MEMO

TO: MAYOR AND COUNCIL
FROM: ABDO FINANCIAL SOLUTIONS, LLC
SUBJECT: PRELIMINARY 2023 BUDGET
DATE: SEPTEMBER 27, 2022

Introduction

Upon your request, we have summarized some of the key items for consideration in this years' budget. This is the DO NOT EXCEED preliminary tax levy that needs to be certified to Stearns County by September 30th. The City will continue to work on the budget and tax levy until the final is adopted in December.

Budget Format

The 2023 Budget included the Council approved priorities for each department. These will continue to be reviewed and updated as needed in the 2023 budget.

Key items in this year's budget:

- The 2023 tax rate is proposed to increase 0.65% to 73.43%
- The total 2023 tax levy is proposed to increase \$107,968 or 21.05% from 2022
 - The general levy decreased \$40,032 or 13.57%
 - Factors relating to this decrease include moving the capital levy out of the General Fund and budgeting for capital expenses and the related levy, directly into each Capital Fund.
 - The debt levy shows no change.
 - The debt service on the 2021 Street Improvement (Fire/Mill) Bonds is not known at this time since the project has not been completed. At the recommendation of David Drown and Associates (the city's municipal advisor), \$175,000 has been included for debt service on the 2021 Street Improvement (Fire/Mill) Bonds and \$31,000 for professional services related to this project.
 - The capital levy increased by \$148,000 in this budget document.
 - Beginning in 2023, the city will levy directly to the capital fund, versus the General Fund.
 - In prior years, the city included capital levy amounts in the general levy amount.
 - Factors relating to this increase include an additional \$30,000 for streetlights.
- Staffing
 - Full-time Clerk/Treasurer has been hired.
 - Part-time Administrative Assistant has been hired.
 - Abdo Financial Solutions has been contracted to handle all financial services.
 - The preliminary budget shows a 6% increase for COLA and the addition of 15 hours per week for the current part-time public works position.

Tax Levy Summary

Overall, the property tax levy includes levies for general operations, EDA, capital equipment and improvements, and debt service. The 2022 actual and 2023 proposed property tax levies are listed below:

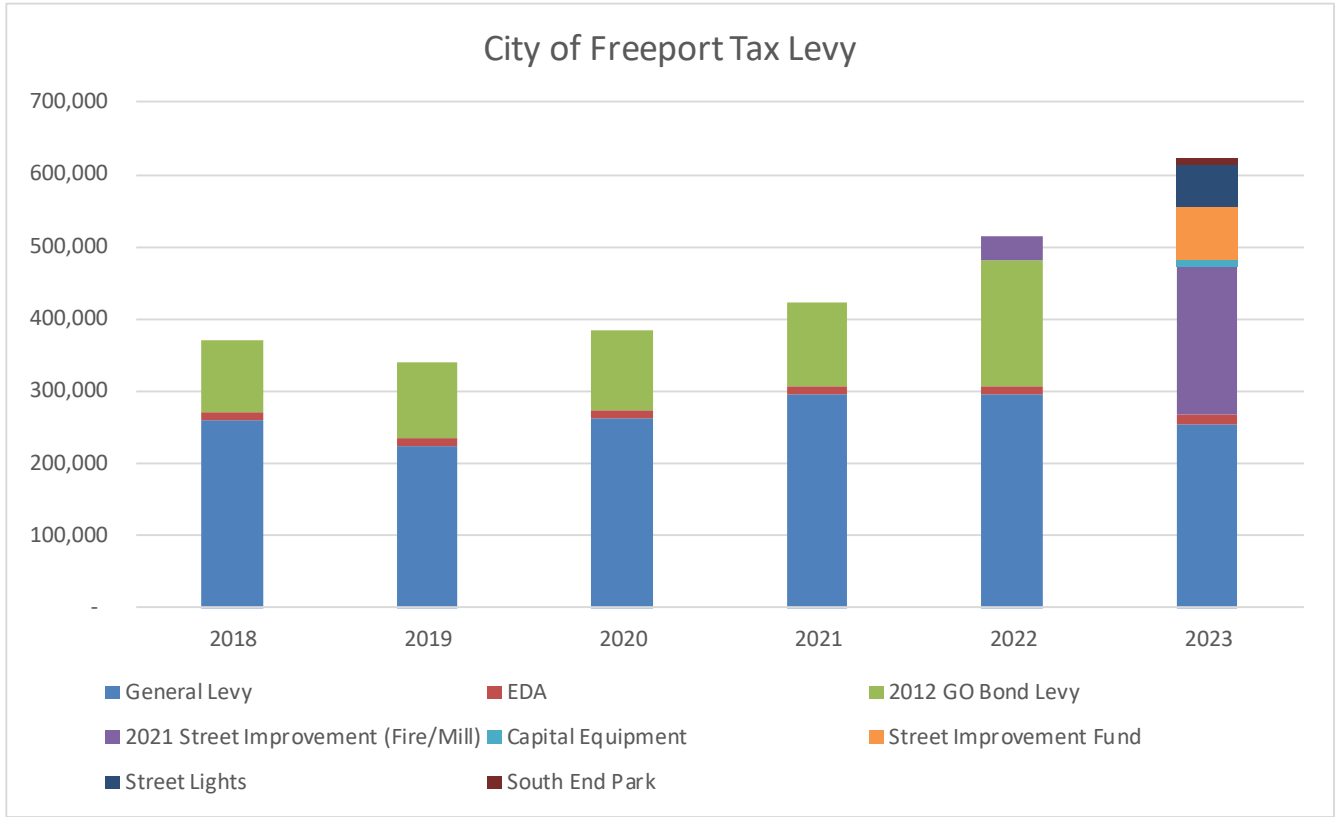
	2022 Levy	Proposed 2023 Levy	Increase (Decrease) from 2022	Percent Change from 2022
General Levy	\$ 295,000	\$ 254,968	\$ (40,032)	-13.57%
EDA Levy	12,000	12,000	-	0%
Capital Levy				0%
Capital Equipment	-	10,000	10,000	100.00%
Street Improvements	-	72,000	72,000	100.00%
Street Lights	-	60,000	60,000	100.00%
South End Park	-	6,000	6,000	100.00%
Debt Levy				0%
2012 GO Bonds	175,000	-	(175,000)	-100.00%
2021 Street Improvement (Fire/Mill)	31,000	206,000	175,000	564.52%
Total	\$ 513,000	\$ 620,968	\$ 107,968	21.05%
Tax Capacity	\$ 704,802	\$ 845,613	\$ 140,811	19.98%
City Tax Rate*	72.79%	73.43%	0.65%	

The impact of the proposed 2023 City of Freeport tax levy and tax rate is shown below:

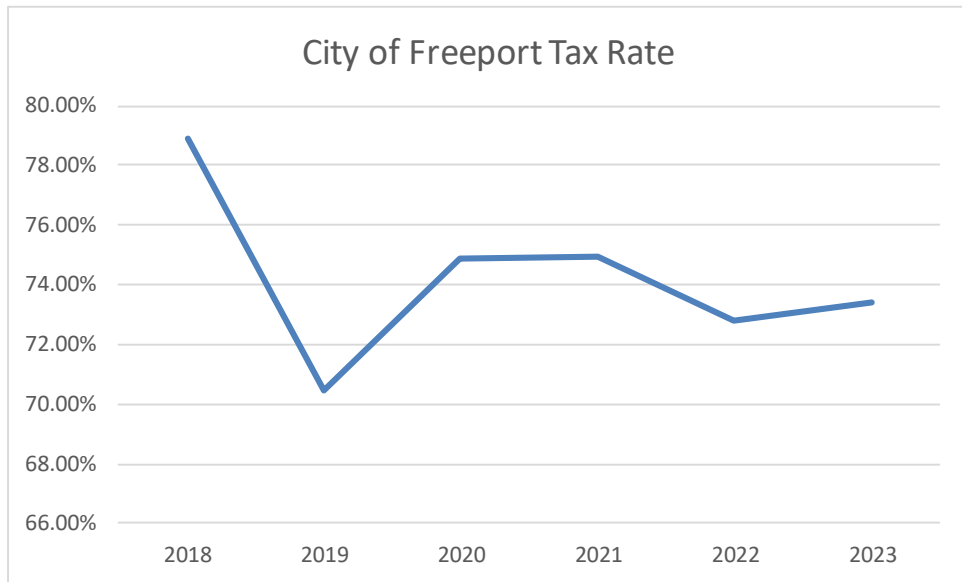
Property Type	Market Value	Taxable Market Value	2022 Taxes Payable	2023 Taxes Payable	Increase (Decrease) in Property Taxes
Residential	\$ 100,000	\$ 71,800	\$ 523	\$ 551	\$ 28
Residential	200,000	180,800	1,316	1,387	71
Residential	300,000	289,800	2,109	2,223	114
Residential	400,000	398,800	2,903	3,060	157
Commercial	500,000	500,000	6,733	6,571	(162)

Note: an 8% change in market value has been assumed

Tax Levy Summary 2018 to 2022 Actual and 2023 Proposed



Tax Rate 2018 to 2022 Actual and 2023 Proposed



General Fund Budget Summary

	Actual 2020	Actual 2021	YTD 9/20/2022	Budget 2022	Budget 2023	Amount Change	Percent Change
Revenues							
Property taxes	\$ 259,663	\$ 292,974	\$ 162,679	\$ 295,000	\$ 254,968	\$ (40,032)	-14%
Other taxes	7,872	6,284	-	3,100	3,150	50	2%
Licenses and permits	13,397	13,244	15,743	12,050	13,400	1,350	11%
Intergovernmental	124,074	126,063	63,656	128,522	130,503	1,981	2%
Charges for services	1,113	373	91	1,500	1,000	(500)	-33%
Fines and forfeitures	-	-	203	-	-	-	0%
Interest earnings	6,401	3,337	6,342	4,000	4,000	-	0%
Miscellaneous	3,885	15,926	99,532	2,700	2,700	-	0%
Other financing sources	90,500	90,500	45,250	90,500	90,500	-	0%
Total Revenues	\$ 506,905	\$ 548,701	\$ 393,496	\$ 537,372	\$ 500,221	\$ (37,151)	-7%

	Actual 2020	Actual 2021	YTD 9/20/2022	Budget 2022	Budget 2023	Amount Change	Percent Change
Expenditures							
General Government	\$ 33,722	\$ 31,228	\$ 63,938	\$ 37,150	\$ 152,450	\$ -	
Legislative (Council/Board)	4,903	3,889	2,941	4,731	5,151	420	9%
Executive (Mayor/Manager)	1,009	1,580	1,647	1,747	3,248	1,501	86%
Clerk	92,503	85,948	55,248	110,259	85,145	(25,114)	-23%
Elections	6,532	1,730	1,540	4,400	4,400	-	0%
Auditor	14,850	14,875	25,285	15,400	15,400	-	0%
Assessor	4,827	4,816	4,770	4,900	4,900	-	0%
Planning and zoning	92	46	-	1,250	750	(500)	-40%
Building Official	3,779	3,737	346	4,300	4,300	-	0%
Fire & Rescue	45,500	44,070	21,554	43,107	44,805	1,698	4%
Civil Defense	-	-	1,940	-	-	-	0%
Public Works	90,245	82,785	58,633	86,002	92,012	6,010	7%
Highways, Streets & Roads	109,792	110,266	60,798	126,810	54,910	(71,900)	-57%
Street Lighting	49,250	51,408	30,541	51,500	21,200	(30,300)	-59%
Recreation	-	-	-	-	-	-	0%
Parks	12,764	17,591	100,860	18,150	11,550	(6,600)	-36%
Total Expenditures	\$ 469,768	\$ 453,969	\$ 430,041	\$ 509,706	\$ 500,221	\$ (124,785)	-2%
Excess Revenues (Expenditures)	\$ 37,137	\$ 94,732	\$ (36,545)	\$ 27,666	\$ -	\$ 87,634	

Summary Budgets for All Other Budgeted Funds

	Actual 2020	Actual 2021	YTD 9/20/2022	Budget 2022	Budget 2023
AFSA Fund					
Revenues	\$ 240,033	\$ 309,560	\$ 178,355	\$ 183,125	\$ 195,030
Expenditures	161,516	265,979	149,056	119,607	129,064
Net Revenue Over (Under) Expenditures	<u>\$ 78,517</u>	<u>\$ 43,581</u>	<u>\$ 29,299</u>	<u>\$ 63,518</u>	<u>\$ 65,966</u>
Water					
Revenues	\$ 142,672	\$ 156,263	\$ 107,250	\$ 150,200	\$ 142,200
Expenditures	187,073	184,692	49,331	221,407	222,107
Net Revenue Over (Under) Expenditures	<u>\$ (44,401)</u>	<u>\$ (28,429)</u>	<u>\$ 57,919</u>	<u>\$ (71,207)</u>	<u>\$ (79,907)</u>
Waste Water					
Revenues	\$ 140,272	\$ 135,811	\$ 92,781	\$ 135,500	\$ 137,500
Expenditures	124,196	124,961	28,413	167,787	167,187
Net Revenue Over (Under) Expenditures	<u>\$ 16,076</u>	<u>\$ 10,850</u>	<u>\$ 64,368</u>	<u>\$ (32,287)</u>	<u>\$ (29,687)</u>

CITY OF FREEPORT
Revenue Budget Report -- Multi Year Actuals
For the Year: 2023

Account	Actuals				Current	%	Prelim.	Budget	Final	% Old
	2019	2020	2021	2022	Budget	Rec.	Budget	Change	Budget	Budget

101 General Fund										
31000 General Property Taxes										
31000 General Property Taxes	223,813	259,663	292,974	162,679	295,000	55%	254,968		254,968	86%
Group:	223,813	259,663	292,974	162,679	295,000	55%	254,968	0	254,968	86%
31800 Other Taxes										
31810 Franchise Fees	6,244	7,052	6,082		3,000	0%	3,000		3,000	100%
Group:	6,244	7,052	6,082		3,000	0%	3,000	0	3,000	100%
32100 Liquor Licenses										
32100 Liquor Licenses	8,100	6,990	7,920	8,075	8,100	100%	8,100		8,100	100%
Group:	8,100	6,990	7,920	8,075	8,100	100%	8,100	0	8,100	100%
32200 Special Events										
32210 Building Permits	3,250	4,487	4,329	7,158	3,000	239%	4,300		4,300	143%
32225 Rental Permits	1,200	1,230	525	75	600	13%	600		600	100%
32230 Zoning Permit	50	375	250	250	200	125%	250		250	125%
32231 Pet License	55	90	20	35	50	70%	50		50	100%
Group:	4,555	6,182	5,124	7,518	3,850	195%	5,200	0	5,200	135%
32300 Gambling Licenses										
32300 Gambling Licenses	300	225	200	150	100	150%	100		100	100%
Group:	300	225	200	150	100	150%	100	0	100	100%
33400 State Grants & Aid/PERA										
33400 State Grants & Aid/PERA	410	1,697			410	0%	410		410	100%
33401 LGA (Local Gov't Aid)	115,558	121,497	125,186	63,656	127,312	50%	129,243		129,243	101%
33402 HACA (Homestead Credit)	816	880	877		800	0%	850		850	106%
Group:	116,784	124,074	126,063	63,656	128,522	50%	130,503	0	130,503	101%
34000 Charges for Services										
34000 Charges for Services	1,060	820	202	91	100	91%	150		150	150%
Group:	1,060	820	202	91	100	91%	150	0	150	150%
35100 Fines										
35100 Fines	1,459	1,113	373	203	1,500	14%	1,000		1,000	66%
Group:	1,459	1,113	373	203	1,500	14%	1,000	0	1,000	66%

CITY OF FREEPORT
Revenue Budget Report -- Multi Year Actuals
For the Year: 2023

Account	Actuals				Current	%	Prelim.	Budget	Final	% Old
	2019	2020	2021	2022	Budget	Rec.	Budget	Change	Budget	Budget
					2022	2022	23	23	23	23

101 General Fund										
36100 Special Assessments										
36100 Special Assessments	3,577				0	0%			0	0%
Group:	3,577				0	0%	0	0	0	0%
36200 Miscellaneous Revenues										
36200 Miscellaneous Revenues		8	70	6	0	***%			0	0%
36210 Interest Earnings	6,457	6,401	3,337	6,342	4,000	159%	4,000		4,000	100%
36220 Rents and Royalties	1,500	1,500	1,500	1,535	1,500	102%	1,500		1,500	100%
36230 Donations - Private	17,071	467	2,990	97,991	0	***%			0	0%
36240 Insurance Claims			6,074		0	0%			0	0%
36250 Insurance Dividends	967	1,910	5,292		1,200	0%	1,200		1,200	100%
Group:	25,995	10,286	19,263	105,874	6,700	***%	6,700	0	6,700	100%
39100 Transfer From AFSA										
39100 Transfer From AFSA	3,500	3,500	3,500	1,750	3,500	50%	3,500		3,500	100%
Group:	3,500	3,500	3,500	1,750	3,500	50%	3,500	0	3,500	100%
39500 Transfer from EDA										
39500 Transfer from EDA	5,000	5,000	5,000	2,500	5,000	50%	5,000		5,000	100%
Group:	5,000	5,000	5,000	2,500	5,000	50%	5,000	0	5,000	100%
39700 Transfer from Water										
39700 Transfer from Water	41,000	41,000	41,000	20,500	41,000	50%	41,000		41,000	100%
Group:	41,000	41,000	41,000	20,500	41,000	50%	41,000	0	41,000	100%
39800 Transfer From WasteWater										
39800 Transfer From WasteWater	41,000	41,000	41,000	20,500	41,000	50%	41,000		41,000	100%
Group:	41,000	41,000	41,000	20,500	41,000	50%	41,000	0	41,000	100%
Fund:	482,387	506,905	548,701	393,496	537,372	73%	500,221	0	500,221	93%
225 AFSA Fund										
33100 Federal Grants and Aids										
33100 Federal Grants and Aids			121,381		0	0%			0	0%
Group:			121,381		0	0%	0	0	0	0%

CITY OF FREEPORT
Revenue Budget Report -- Multi Year Actuals
For the Year: 2023

Account	Actuals				Current	%	Prelim.	Budget	Final	% Old
	2019	2020	2021	2022	Budget	Rec.	Budget	Change	Budget	Budget
					2022	2022	23	23	23	23
225 AFSA Fund										
33400 State Grants & Aid/PERA										
33400 State Grants & Aid/PERA	17,715	21,230	19,452	1,900	18,000	11%	19,700		19,700	109%
33420 State Fire Dept Aid	12,135	1,350	10,515		4,250	0%	4,250		4,250	100%
Group:	29,850	22,580	29,967	1,900	22,250	9%	23,950	0	23,950	107%
34200 Public Safety										
34202 Fire Contract	88,959	96,244	91,183	93,268	93,268	100%	94,775		94,775	101%
34203 Fire Revenues	4,662	5,700	5,500	4,130	4,000	103%	6,000		6,000	150%
34205 Rescue Revenues	4,858	16,064	11,998	5,395	11,000	49%	17,000		17,000	154%
Group:	98,479	118,008	108,681	102,793	108,268	95%	117,775	0	117,775	108%
36200 Miscellaneous Revenues										
36200 Miscellaneous Revenues				120	0	***%			0	0%
36210 Interest Earnings	3,799	3,759	2,661	508	3,000	17%	2,000		2,000	66%
36230 Donations - Private	23,878	29,511	2,800	51,480	6,500	792%	6,500		6,500	100%
36240 Insurance Claims		20,675			0	0%			0	0%
Group:	27,677	53,945	5,461	52,108	9,500	549%	8,500	0	8,500	89%
39400 Transfer from General										
39400 Transfer from General	42,056	45,500	44,070	21,554	43,107	50%	44,805		44,805	103%
Group:	42,056	45,500	44,070	21,554	43,107	50%	44,805	0	44,805	103%
Fund:	198,062	240,033	309,560	178,355	183,125	97%	195,030	0	195,030	106%
245 CARES Act COVID-19 Relief Grant										
33100 Federal Grants and Aids										
33180 Federal Grants - CARES		85,593			0	0%			0	0%
Group:		85,593			0	0%	0	0	0	0%
36200 Miscellaneous Revenues										
36210 Interest Earnings		58			0	0%			0	0%
Group:		58			0	0%	0	0	0	0%
Fund:		85,651			0	0%	0	0	0	0%

CITY OF FREEPORT
Revenue Budget Report -- Multi Year Actuals
For the Year: 2023

Account	Actuals				Current	%	Prelim.	Budget	Final	% Old
	2019	2020	2021	2022	Budget	Rec.	Budget	Change	Budget	Budget
					2022	2022	23	23	23	23

246 American Rescue Plan COVID-19 Grant										
33100 Federal Grants and Aids										
33100 Federal Grants and Aids			36,555	36,555	0	***%			0	0%
Group:			36,555	36,555	0	***%	0	0	0	0%
36200 Miscellaneous Revenues										
36210 Interest Earnings			23	51	0	***%			0	0%
Group:			23	51	0	***%	0	0	0	0%
Fund:			36,578	36,606	0	***%	0	0	0	0%
265 TIF Swany White										
31100 Bond Levy										
31150 Tax Increments	2,757	2,930	2,919	1,429	3,000	48%			0	0%
Group:	2,757	2,930	2,919	1,429	3,000	48%	0	0	0	0%
Fund:	2,757	2,930	2,919	1,429	3,000	48%	0	0	0	0%
300 EDA										
31000 General Property Taxes										
31000 General Property Taxes	12,002	11,911	11,897	6,585	12,000	55%	12,000		12,000	100%
Group:	12,002	11,911	11,897	6,585	12,000	55%	12,000	0	12,000	100%
36200 Miscellaneous Revenues										
36210 Interest Earnings	1,155	802	368	86	140	61%	160		160	114%
Group:	1,155	802	368	86	140	61%	160	0	160	114%
Fund:	13,157	12,713	12,265	6,671	12,140	55%	12,160	0	12,160	100%
326 Bonds, 2013 (Refunding of Main St Improvements)										
31000 General Property Taxes										
31000 General Property Taxes	95,584	94,237	85,152	17,221	0	***%			0	0%
Group:	95,584	94,237	85,152	17,221	0	***%	0	0	0	0%

CITY OF FREEPORT
Revenue Budget Report -- Multi Year Actuals
For the Year: 2023

Account	Actuals				Current	%	Prelim.	Budget	Final	% Old
	2019	2020	2021	2022	Budget	Rec.	Budget	Change	Budget	Budget
					2022	2022	23	23	23	23
326 Bonds, 2013 (Refunding of Main St Improvements)										
36100 Special Assessments										
36100 Special Assessments	7,439	7,453	8,625	2,750	7,450	37%	7,450		7,450	100%
Group:	7,439	7,453	8,625	2,750	7,450	37%	7,450	0	7,450	100%
36200 Miscellaneous Revenues										
36210 Interest Earnings	89	-177	-335	-6	0	***%			0	0%
Group:	89	-177	-335	-6	0	***%	0	0	0	0%
Fund:	103,112	101,513	93,442	19,965	7,450	268%	7,450	0	7,450	100%
331 Bonds, 2012 (Refunding of Industrial Park)										
31000 General Property Taxes										
31000 General Property Taxes	105,073	109,173	113,965	95,796	175,000	55%			0	0%
Group:	105,073	109,173	113,965	95,796	175,000	55%	0	0	0	0%
36200 Miscellaneous Revenues										
36210 Interest Earnings	1,144	379	-282	-116	0	***%			0	0%
Group:	1,144	379	-282	-116	0	***%	0	0	0	0%
Fund:	106,217	109,552	113,683	95,680	175,000	55%	0	0	0	0%
407 2006 Small Cities Grant										
36100 Special Assessments										
36101 Principal on Note	1,428				0	0%			0	0%
36102 Penalties and Interest	14				0	0%			0	0%
Group:	1,442				0	0%	0	0	0	0%
36200 Miscellaneous Revenues										
36210 Interest Earnings	1,097	1,084	653	141	700	20%	700		700	100%
Group:	1,097	1,084	653	141	700	20%	700	0	700	100%
Fund:	2,539	1,084	653	141	700	20%	700	0	700	100%

CITY OF FREEPORT
Revenue Budget Report -- Multi Year Actuals
For the Year: 2023

Account	Actuals				Current	%	Prelim.	Budget	Final	% Old
	2019	2020	2021	2022	Budget	Rec.	Budget	Change	Budget	Budget
	2023	2023	2023	2023	2023	2023	2023	2023	2023	2023
410 South End Park Fund										
31000 General Property Taxes										
31000 General Property Taxes					0	0%	6,000		6,000	*****%
Group:					0	0%	6,000	0	6,000	*****%
36200 Miscellaneous Revenues										
36210 Interest Earnings	177	229	176	42	180	23%	180		180	100%
Group:	177	229	176	42	180	23%	180	0	180	100%
39400 Transfer from General										
39400 Transfer from General	5,500	5,500	6,000	3,000	6,000	50%			0	0%
Group:	5,500	5,500	6,000	3,000	6,000	50%	0	0	0	0%
Fund:	5,677	5,729	6,176	3,042	6,180	49%	6,180	0	6,180	100%
412 North End Park Fund										
36200 Miscellaneous Revenues										
36210 Interest Earnings	31	31	18	4	20	20%	20		20	100%
Group:	31	31	18	4	20	20%	20	0	20	100%
Fund:	31	31	18	4	20	20%	20	0	20	100%
416 Bucket Fund - Old Tower Preservation										
36200 Miscellaneous Revenues										
36210 Interest Earnings	61	109	392	85	400	21%	400		400	100%
36230 Donations - Private		63,339			0	0%			0	0%
Group:	61	63,448	392	85	400	21%	400	0	400	100%
39500 Transfer from EDA										
39500 Transfer from EDA		25,000			0	0%			0	0%
Group:		25,000			0	0%	0	0	0	0%
Fund:	61	88,448	392	85	400	21%	400	0	400	100%

CITY OF FREEPORT
Revenue Budget Report -- Multi Year Actuals
For the Year: 2023

Account	Actuals				Current	%	Prelim.	Budget	Final	% Old
	2019	2020	2021	2022	Budget	Rec.	Budget	Change	Budget	Budget
					2022	2022	23	23	23	23
417 Street Improvements										
31000 General Property Taxes										
31000 General Property Taxes					0	0%	72,000		72,000	*****%
Group:					0	0%	72,000	0	72,000	*****%
33400 State Grants & Aid/PERA										
33431 Small City Transportation			20,696		0	0%			0	0%
Group:			20,696		0	0%	0	0	0	0%
36100 Special Assessments										
36100 Special Assessments			5,000		0	0%			0	0%
Group:			5,000		0	0%	0	0	0	0%
36200 Miscellaneous Revenues										
36210 Interest Earnings	2,467	2,983	2,397	580	2,500	23%	2,500		2,500	100%
Group:	2,467	2,983	2,397	580	2,500	23%	2,500	0	2,500	100%
39400 Transfer from General										
39400 Transfer from General	72,000	72,000	72,000	36,000	72,000	50%			0	0%
Group:	72,000	72,000	72,000	36,000	72,000	50%	0	0	0	0%
Fund:	74,467	74,983	100,093	36,580	74,500	49%	74,500	0	74,500	100%
418 Capital Equipment										
31000 General Property Taxes										
31000 General Property Taxes					0	0%	10,000		10,000	*****%
Group:					0	0%	10,000	0	10,000	*****%
36200 Miscellaneous Revenues										
36210 Interest Earnings	421	516	376	87	400	22%	400		400	100%
Group:	421	516	376	87	400	22%	400	0	400	100%
39400 Transfer from General										
39400 Transfer from General	10,000	10,000	10,000	5,000	10,000	50%			0	0%
Group:	10,000	10,000	10,000	5,000	10,000	50%	0	0	0	0%
Fund:	10,421	10,516	10,376	5,087	10,400	49%	10,400	0	10,400	100%

CITY OF FREEPORT
Revenue Budget Report -- Multi Year Actuals
For the Year: 2023

Account	Actuals				Current	%	Prelim.	Budget	Final	% Old
	2019	2020	2021	2022	Budget	Rec.	Budget	Change	Budget	Budget

419 Street Lights										
31000 General Property Taxes										
31000 General Property Taxes					0	0%	30,000		30,000	*****%
Group:					0	0%	30,000	0	30,000	*****%
36200 Miscellaneous Revenues										
36210 Interest Earnings	689	979	786	188	800	24%	800		800	100%
Group:	689	979	786	188	800	24%	800	0	800	100%
39400 Transfer from General										
39400 Transfer from General	30,000	30,000	30,000	15,000	30,000	50%			0	0%
Group:	30,000	30,000	30,000	15,000	30,000	50%	0	0	0	0%
Fund:	30,689	30,979	30,786	15,188	30,800	49%	30,800	0	30,800	100%
420 2021 Project - Storm Water/Street, Water, and Wastewater										
31000 General Property Taxes										
31000 General Property Taxes					31,000	0%	206,000		206,000	664%
Group:					31,000	0%	206,000	0	206,000	664%
36100 Special Assessments										
36100 Special Assessments			2,746	2,746	0	***%			0	0%
36101 Principal on Note			2,661,008	1,026,640	0	***%			0	0%
Group:			2,663,754	1,029,386	0	***%	0	0	0	0%
36200 Miscellaneous Revenues										
36200 Miscellaneous Revenues				500	0	***%			0	0%
Group:				500	0	***%	0	0	0	0%
Fund:			2,663,754	1,029,886	31,000	***%	206,000	0	206,000	664%
601 Water										
31300 General Sales and Use Tax										
31300 General Sales and Use Tax				637	0	***%			0	0%
Group:				637	0	***%	0	0	0	0%

CITY OF FREEPORT
Revenue Budget Report -- Multi Year Actuals
For the Year: 2023

Account	Actuals				Current	%	Prelim.	Budget	Final	% Old
	2019	2020	2021	2022	Budget	Rec.	Budget	Change	Budget	Budget
					2022	2022	23	23	23	23

601 Water										
33400 State Grants & Aid/PERA										
33400 State Grants & Aid/PERA			8,993		0	0%			0	0%
Group:			8,993		0	0%	0	0	0	0%
34000 Charges for Services										
34000 Charges for Services	122,832	127,754	137,127	92,010	128,000	72%	130,000		130,000	101%
34050 Hook-up fee		1,200			1,200	0%	1,200		1,200	100%
Group:	122,832	128,954	137,127	92,010	129,200	71%	131,200	0	131,200	101%
36100 Special Assessments										
36100 Special Assessments	7,790	7,827	6,511	13,809	17,000	81%	7,000		7,000	41%
Group:	7,790	7,827	6,511	13,809	17,000	81%	7,000	0	7,000	41%
36200 Miscellaneous Revenues										
36210 Interest Earnings	5,946	5,891	3,632	794	4,000	20%	4,000		4,000	100%
Group:	5,946	5,891	3,632	794	4,000	20%	4,000	0	4,000	100%
Fund:	136,568	142,672	156,263	107,250	150,200	71%	142,200	0	142,200	94%
602 Waste Water										
34000 Charges for Services										
34000 Charges for Services	134,887	136,343	134,588	92,462	133,000	70%	135,000		135,000	101%
34050 Hook-up fee		2,400			1,200	0%	1,200		1,200	100%
Group:	134,887	138,743	134,588	92,462	134,200	69%	136,200	0	136,200	101%
36200 Miscellaneous Revenues										
36210 Interest Earnings	1,423	1,529	1,223	319	1,300	25%	1,300		1,300	100%
Group:	1,423	1,529	1,223	319	1,300	25%	1,300	0	1,300	100%
Fund:	136,310	140,272	135,811	92,781	135,500	68%	137,500	0	137,500	101%
603 Water - USDA Reserve										
39700 Transfer from Water										
39700 Transfer from Water	13,867	13,867	13,867	6,934	13,867	50%	13,867		13,867	100%
Group:	13,867	13,867	13,867	6,934	13,867	50%	13,867	0	13,867	100%

CITY OF FREEPORT
Revenue Budget Report -- Multi Year Actuals
For the Year: 2023

Account	Actuals				Current	%	Prelim.	Budget	Final	% Old
	2019	2020	2021	2022	Budget	Rec.	Budget	Change	Budget	Budget
	2022	2023	2023	2023	2023	2023	2023	2023	2023	2023
Fund:	13,867	13,867	13,867	6,934	13,867	50%	13,867	0	13,867	100%
604 Waste Water - USDA Reserve										
39800 Transfer From WasteWater										
39800 Transfer From WasteWater	2,800	2,800	2,800	1,400	2,800	50%	2,800		2,800	100%
Group:	2,800	2,800	2,800	1,400	2,800	50%	2,800	0	2,800	100%
Fund:	2,800	2,800	2,800	1,400	2,800	50%	2,800	0	2,800	100%
Grand Total :	1,319,122	1,570,678	4,238,137	2,030,580	1,374,454		1,340,228	0	1,340,228	

CITY OF FREEPORT
Expenditure Budget Report -- Multi Year Actuals
For the Year: 2023

Account	Object	Actuals				Current	%	Prelim.	Budget	Final	%
		2019	2020	2021	2022	Budget	Exp.	Budget	Changes	Budget	Budget
101 General Fund											
41000 GENERAL GOVERNMENT											
200	Postage	402	291	601	40	500	8%	600		600	120%
210	Operating Supplies	5,158	6,747	1,325	903	2,000	45%	2,000		2,000	100%
220	Repair & Maint. Supplies	355	173	383	403	750	54%	800		800	107%
300	Professional Services	7,682	4,910	5,552	48,030	8,000	600%	123,550		123,550	1544%
302	Legal Consulting	4,740	2,725	2,788	1,690	5,500	31%	4,500		4,500	82%
305	Legal Prosecution	1,500	1,500	1,500	750	1,500	50%	1,500		1,500	100%
320	Telephone	1,607	1,571	1,603	1,304	1,650	79%	1,650		1,650	100%
335	Mileage & Reimb Exp				455	0	***%	400		400	****%
350	Notices & Publication	1,843	655	1,397	2,746	1,000	275%	1,200		1,200	120%
351	Periodicals		264			0	0%			0	0%
361	Liability Insurance	5,848	6,041	6,380	1,638	6,500	25%	6,500		6,500	100%
381	Electric	2,443	2,468	3,059	2,113	2,400	88%	2,400		2,400	100%
410	Rentals	2,421	1,620	1,605	1,015	1,600	63%	1,600		1,600	100%
430	Miscellaneous	232		180	840	850	99%	850		850	100%
433	Dues	3,762	3,871	3,960	2,011	4,000	50%	4,000		4,000	100%
434	League Dues	880	886	895		900	0%	900		900	100%
560	Furniture and Fixtures	657				0	0%			0	0%
	Account:	39,530	33,722	31,228	63,938	37,150	172%	152,450	0	152,450	410%
41100 Legislative (Council/Board)											
100	Wages and Salaries	3,990	4,480	3,370	2,635	4,320	61%	4,320		4,320	100%
121	Cities FICA 6.2%	247	278	209	163	268	61%	268		268	100%
122	Cities Share MED 1.45%	58	65	49	38	63	60%	63		63	100%
330	Training	462		175		0	0%	400		400	****%
360	Workers Comp Insurance	73	80	86	105	80	131%	100		100	125%
	Account:	4,830	4,903	3,889	2,941	4,731	62%	5,151	0	5,151	109%
41300 Executive (Mayor/Manager)											
100	Wages and Salaries	1,440	910	1,440	1,530	1,590	96%	1,590		1,590	100%
121	Cities FICA 6.2%	89	56	89	95	99	96%	99		99	100%
122	Cities Share MED 1.45%	21	13	21	22	23	96%	24		24	104%
330	Training					0	0%	1,000		1,000	****%
335	Mileage & Reimb Exp					0	0%	500		500	****%
433	Dues	30	30	30		35	0%	35		35	100%
	Account:	1,580	1,009	1,580	1,647	1,747	94%	3,248	0	3,248	186%
41400 Clerk											
100	Wages and Salaries	54,862	51,681	46,137	26,239	54,288	48%	51,813		51,813	95%
103	Assistant's Wages	20,317	19,662	25,321	21,713	39,181	55%	19,844		19,844	51%
105	Misc Compensation	8,003	9,000	2,769	346	0	***%			0	0%
120	Cities Share PERA	5,647	5,377	5,384	2,303	7,010	33%	5,375		5,375	77%
121	Cities FICA 6.2%	5,168	5,008	4,602	2,994	5,795	52%	4,443		4,443	77%
122	Cities Share MED 1.45%	1,209	1,171	1,076	700	1,355	52%	1,040		1,040	77%
130	Health Insurance	1,593				0	0%			0	0%
131	Life Insurance	21	20	20	5	20	25%	20		20	100%

CITY OF FREEPORT
Expenditure Budget Report -- Multi Year Actuals
For the Year: 2023

Account	Object	Actuals				Current	%	Prelim.	Budget	Final	% Old
		2019	2020	2021	2022	Budget	Exp.	Budget	Changes	Budget	Budget
330	Training	1,411			249	1,285	19%	1,285		1,285	100%
335	Mileage & Reimb Exp	543	76			800	0%	800		800	100%
360	Workers Comp Insurance	563	463	549	699	480	146%	480		480	100%
433	Dues	45	45	90		45	0%	45		45	100%
	Account:	99,382	92,503	85,948	55,248	110,259	50%	85,145	0	85,145	77%
41450	Elections										
105	Misc Compensation		3,931		1,383	2,000	69%	2,000		2,000	100%
210	Operating Supplies	1,700	1,829	1,700	65	1,800	4%	1,800		1,800	100%
335	Mileage & Reimb Exp		618	30	92	400	23%	400		400	100%
350	Notices & Publication	52	154			200	0%	200		200	100%
	Account:	1,752	6,532	1,730	1,540	4,400	35%	4,400	0	4,400	100%
41500	Auditor										
300	Professional Services	610	450	475	4,885	1,000	489%	1,000		1,000	100%
301	Audit	14,380	14,400	14,400	20,400	14,400	142%	14,400		14,400	100%
	Account:	14,990	14,850	14,875	25,285	15,400	164%	15,400	0	15,400	100%
41550	Assessor										
304	Assessing Fees	4,824	4,827	4,816	4,770	4,900	97%	4,900		4,900	100%
	Account:	4,824	4,827	4,816	4,770	4,900	97%	4,900	0	4,900	100%
41800	Planning / Zoning										
300	Professional Services	1,144	92			1,000	0%	500		500	50%
350	Notices & Publication					250	0%	250		250	100%
429	County Recording Fees	46		46		0	0%			0	0%
	Account:	1,190	92	46		1,250	0%	750	0	750	60%
42050	Building Official										
310	Contractor	2,864	3,561	3,661	269	4,000	7%	4,000		4,000	100%
436	State Surcharge	201	218	76	77	300	26%	300		300	100%
	Account:	3,065	3,779	3,737	346	4,300	8%	4,300	0	4,300	100%
42200	Fire & Rescue										
700	Transfers	42,056	45,500	44,070	21,554	43,107	50%	44,805		44,805	104%
	Account:	42,056	45,500	44,070	21,554	43,107	50%	44,805	0	44,805	104%
42800	Civil Defense										
310	Contractor	329				0	0%			0	0%
580	Other Equipment				1,940	0	***%			0	0%
	Account:	329			1,940	0	***%	0	0	0	0%
43000	Public Works										
100	Wages and Salaries	46,150	49,019	49,484	34,703	50,947	68%	53,621		53,621	105%
103	Assistant's Wages	3,958	2,538	2,025	2,308	3,120	74%	14,260		14,260	457%
105	Misc Compensation	9,000	9,000	9,000	6,231	9,000	69%	9,000		9,000	100%
120	Cities Share PERA	3,457	3,675	3,708	2,628	3,821	69%	5,017		5,017	131%
121	Cities FICA 6.2%	3,654	3,751	3,752	2,681	3,910	69%	4,209		4,209	108%
122	Cities Share MED 1.45%	855	877	877	627	914	69%	985		985	108%

CITY OF FREEPORT
Expenditure Budget Report -- Multi Year Actuals
For the Year: 2023

Account	Object	Actuals				Current	%	Prelim.	Budget	Final	% Old
		2019	2020	2021	2022	Budget	Exp.	Budget	Changes	Budget	Budget
131	Life Insurance	20	20	20	5	20	25%			0	0%
240	Clothing Replacement	185	223	110	59	200	30%	200		200	100%
330	Training					20	0%	20		20	100%
333	Physicals	80		100		0	0%	100		100	*****
335	Mileage & Reimb Exp	32	81		10	100	10%	100		100	100%
360	Workers Comp Insurance	4,151	3,811	3,709	4,381	3,950	111%	4,500		4,500	114%
510	Capital Expenditures		6,650			0	0%			0	0%
550	Motor Vehicles		600			0	0%			0	0%
700	Transfers	10,000	10,000	10,000	5,000	10,000	50%			0	0%
	Account:	81,542	90,245	82,785	58,633	86,002	68%	92,012	0	92,012	107%
43100 Highways, Streets & Roadways											
210	Operating Supplies	1,572	867	1,555	266	2,000	13%	2,000		2,000	100%
215	Gas & Oil	5,958	3,149	3,943	2,578	5,000	52%	5,000		5,000	100%
220	Repair & Maint. Supplies	1,051	2,406	949	5,120	1,500	341%	2,000		2,000	133%
225	Street Materials	8,889	6,010	12,673	5,854	14,000	42%	14,000		14,000	100%
300	Professional Services	175				2,000	0%	500		500	25%
311	Outside Maintenance	347	13,153	6,254	4,800	15,000	32%	15,000		15,000	100%
320	Telephone	598	508	497	371	500	74%	500		500	100%
361	Liability Insurance	2,592	2,504	3,018	754	2,700	28%	2,700		2,700	100%
381	Electric	1,125	1,311	1,146	911	1,400	65%	1,400		1,400	100%
382	Heating Gas	789	785	1,243	2,432	900	270%	2,000		2,000	222%
383	Garbage	1,614	1,614	1,673	578	1,620	36%	1,620		1,620	100%
401	Truck Repairs	8,365	4,879	3,818	848	7,000	12%	7,000		7,000	100%
410	Rentals	96	96	102	72	100	72%	100		100	100%
430	Miscellaneous	6,356	175	127	156	950	16%	950		950	100%
431	Permits/License		138		58	140	41%	140		140	100%
580	Other Equipment	16,864	197	1,268		0	0%			0	0%
700	Transfers	72,000	72,000	72,000	36,000	72,000	50%			0	0%
	Account:	128,391	109,792	110,266	60,798	126,810	48%	54,910	0	54,910	43%
43160 Street Lighting											
300	Professional Services					300	0%			0	0%
311	Outside Maintenance	2,702	525	1,198	393	1,200	33%	1,200		1,200	100%
381	Electric	18,297	18,725	20,210	15,148	20,000	76%	20,000		20,000	100%
700	Transfers	30,000	30,000	30,000	15,000	30,000	50%			0	0%
	Account:	50,999	49,250	51,408	30,541	51,500	59%	21,200	0	21,200	41%
45100 Recreation											
210	Operating Supplies	3,000				0	0%			0	0%
	Account:	3,000				0	***%	0	0	0	0%
45200 Parks											
210	Operating Supplies	554	108	218	74	500	15%	400		400	80%
220	Repair & Maint. Supplies	2,103	1,323	328	330	2,500	13%	2,000		2,000	80%
260	Park Maintenance	656	151	574	350	1,000	35%	1,000		1,000	100%
361	Liability Insurance	5,304	5,667	6,221	1,651	6,150	27%	6,150		6,150	100%
435	SR Citizen Building	865	15	4,250		2,000	0%	2,000		2,000	100%
510	Capital Expenditures				95,420	0	***%			0	0%

CITY OF FREEPORT
Expenditure Budget Report -- Multi Year Actuals
For the Year: 2023

Account	Object	Actuals				Current	%	Prelim.	Budget	Final	%
		2019	2020	2021	2022	Budget	Exp.	Budget	Changes	Budget	Budget
700	Transfers	5,500	5,500	6,000	3,000	6,000	50%			0	0%
810	Refunds & Reimbursements				35	0	***%			0	0%
	Account:	14,982	12,764	17,591	100,860	18,150	556%	11,550	0	11,550	64%
	Fund:	492,442	469,768	453,969	430,041	509,706	84%	500,221	0	500,221	98%
											%
225 AFSA Fund											
42200 Fire & Rescue											
100	Wages and Salaries	4,380	4,380	4,880		4,880	0%	4,880		4,880	100%
115	Training	15,012	11,754	14,866	300	16,200	2%	15,000		15,000	93%
116	Fire Calls	3,516	6,792	8,704		3,800	0%	7,000		7,000	184%
117	Rescue Calls	6,708	9,078	9,958		7,300	0%	9,500		9,500	130%
121	Cities FICA 6.2%	1,836	1,984	2,381		1,965	0%	2,256		2,256	115%
122	Cities Share MED 1.45%	429	464	557		460	0%	528		528	115%
140	Unemployment Compensation		13			0	0%			0	0%
200	Postage		9		21	0	***%			0	0%
210	Operating Supplies	1,506	14,566	7,260	1,944	4,000	49%	5,000		5,000	125%
215	Gas & Oil	1,155	1,629	2,618	3,923	2,500	157%	2,500		2,500	100%
220	Repair & Maint. Supplies	965	1,007	1,180	2,661	3,000	89%	1,200		1,200	40%
240	Clothing Replacement	55,219	22,943	566	281	7,000	4%	7,000		7,000	100%
245	Radio/Pager Repair	1,258	2,379	1,888	1,017	1,500	68%	1,500		1,500	100%
300	Professional Services	1,774	3,353	2,234	2,352	3,000	78%	2,000		2,000	67%
301	Audit	4,125	4,310	4,760		5,500	0%	5,000		5,000	91%
302	Legal Consulting	60				500	0%	500		500	100%
311	Outside Maintenance	3,412		312		0	0%			0	0%
315	Fire Dept Aid 2%	19,986	23,606	24,552	5,202	23,202	22%	25,000		25,000	108%
320	Telephone	1,214	1,218	1,240	761	1,300	59%	1,300		1,300	100%
330	Training	10,875	4,535	7,030	4,550	4,000	114%	5,000		5,000	125%
332	State/Chief Conference	975		900	1,050	900	117%	900		900	100%
333	Physicals	2,066	858		287	2,300	12%	300		300	13%
335	Mileage & Reimb Exp	2,125	30	2,618	354	1,000	35%	2,700		2,700	270%
360	Workers Comp Insurance	4,269	4,533	4,863	6,419	5,000	128%	5,000		5,000	100%
361	Liability Insurance	2,848	3,166	3,281	820	3,000	27%	3,300		3,300	110%
381	Electric	2,408	2,325	2,564	2,167	2,500	87%	2,500		2,500	100%
382	Heating Gas	1,203	1,028	1,438	1,728	1,300	133%	1,500		1,500	115%
383	Garbage	301	165	171	59	400	15%	400		400	100%
384	Water	1,022	553	567	323	500	65%	600		600	120%
401	Truck Repairs	10,146	7,737	11,041		8,000	0%	10,000		10,000	125%
430	Miscellaneous	2,900	2,088	4,686	10,270	500	***%	2,600		2,600	520%
433	Dues	410	410	450	766	600	128%	600		600	100%
550	Motor Vehicles		5,000		94,875	0	***%			0	0%
580	Other Equipment		16,103	134,914	5,176	0	***%			0	0%
700	Transfers	3,500	3,500	3,500	1,750	3,500	50%	3,500		3,500	100%
	Account:	167,603	161,516	265,979	149,056	119,607	125%	129,064	0	129,064	108%
	Fund:	167,603	161,516	265,979	149,056	119,607	125%	129,064	0	129,064	108%
											%

CITY OF FREEPORT
Expenditure Budget Report -- Multi Year Actuals
For the Year: 2023

Account	Object	Actuals				Current	%	Prelim.	Budget	Final	% Old
		2019	2020	2021	2022	Budget	Exp.	Budget	Changes	Budget	Budget
						2022	2022	23	23	23	23

245 CARES Act COVID-19 Relief Grant											
41990 Other General Government - CARES											
100	Wages and Salaries		8			0	0%	_____	_____	0	0%
103	Assistant's Wages		365			0	0%	_____	_____	0	0%
200	Postage		28			0	0%	_____	_____	0	0%
210	Operating Supplies		5,023			0	0%	_____	_____	0	0%
302	Legal Consulting		300			0	0%	_____	_____	0	0%
410	Rentals		3			0	0%	_____	_____	0	0%
430	Miscellaneous		78,985			0	0%	_____	_____	0	0%
	Account:		84,712			0	***%	0	0	0	0%
41995 Election Expense - CARES											
210	Operating Supplies		46			0	0%	_____	_____	0	0%
	Account:		46			0	***%	0	0	0	0%
42870 Other Public Safety - CARES											
140	Unemployment Compensation		294			0	0%	_____	_____	0	0%
210	Operating Supplies		76			0	0%	_____	_____	0	0%
	Account:		370			0	***%	0	0	0	0%
49295 CARES Expenses (for Enterprise Funds)											
210	Operating Supplies		525			0	0%	_____	_____	0	0%
	Account:		525			0	***%	0	0	0	0%
	Fund:		85,653			0	0%	0	0	0	0%

246 American Rescue Plan COVID-19 Grant											
41000 GENERAL GOVERNMENT											
210	Operating Supplies			594		0	0%	_____	_____	0	0%
300	Professional Services			72		0	0%	_____	_____	0	0%
	Account:			666		0	***%	0	0	0	0%
	Fund:			666		0	0%	0	0	0	0%

265 TIF Swany White											
46508 TIF District Swany											
640	TIF Payment	2,757	2,930	2,919		3,000	0%	_____	_____	0	0%
	Account:	2,757	2,930	2,919		3,000	0%	0	0	0	0%
	Fund:	2,757	2,930	2,919		3,000	0%	0	0	0	0%

CITY OF FREEPORT
Expenditure Budget Report -- Multi Year Actuals
For the Year: 2023

Account	Object	Actuals				Current	%	Prelim.	Budget	Final	% Old
		2019	2020	2021	2022	Budget	Exp.	Budget	Changes	Budget	Budget

300 EDA											
46500 EDA Operations											
210	Operating Supplies	265	91	215	69	200	35%	200		200	100%
300	Professional Services	977		1,870		3,800	0%	3,800		3,800	100%
302	Legal Consulting	708			325	1,000	33%	1,000		1,000	100%
335	Mileage & Reimb Exp					90	0%	90		90	100%
429	County Recording Fees					50	0%	50		50	100%
430	Miscellaneous		836	138	138	2,000	7%	1,860		1,860	93%
700	Transfers	5,000	30,000	5,000	2,500	5,000	50%	5,000		5,000	100%
	Account:	6,950	30,927	7,223	3,032	12,140	25%	12,000	0	12,000	99%
	Fund:	6,950	30,927	7,223	3,032	12,140	25%	12,000	0	12,000	99%
											%
326 Bonds, 2013 (Refunding of Main St Improvements)											
47000 Debt Service											
600	Bond Principal	120,000	125,000	125,000		0	0%			0	0%
610	Bond Interest	6,200	3,750	1,250		0	0%			0	0%
620	Fiscal Agents Fees	495	495	495	495	0	***%			0	0%
	Account:	126,695	129,245	126,745	495	0	***%	0	0	0	0%
	Fund:	126,695	129,245	126,745	495	0	***%	0	0	0	0%
											%
331 Bonds, 2012 (Refunding of Industrial Park)											
47000 Debt Service											
600	Bond Principal	170,000	170,000	175,000	180,000	180,000	100%			0	0%
610	Bond Interest	12,443	9,340	5,888	2,025	2,025	100%			0	0%
620	Fiscal Agents Fees	495	495	495		495	0%			0	0%
	Account:	182,938	179,835	181,383	182,025	182,520	100%	0	0	0	0%
	Fund:	182,938	179,835	181,383	182,025	182,520	100%	0	0	0	0%
											%
407 2006 Small Cities Grant											
46500 EDA Operations											
429	County Recording Fees		138			0	0%			0	0%
	Account:		138			0	***%	0	0	0	0%
	Fund:		138			0	0%	0	0	0	0%
											%

CITY OF FREEPORT
Expenditure Budget Report -- Multi Year Actuals
For the Year: 2023

Account	Object	Actuals				Current	%	Prelim.	Budget	Final	% Old
		2019	2020	2021	2022	Budget	Exp.	Budget	Changes	Budget	Budget
416 Bucket Fund - Old Tower Preservation											
43100 Highways, Streets & Roadways											
300	Professional Services		1,206			0	0%			0	0%
311	Outside Maintenance		33,000			0	0%			0	0%
	Account:		34,206			0	***%	0	0	0	0%
	Fund:		34,206			0	0%	0	0	0	0%
417 Street Improvements											
43100 Highways, Streets & Roadways											
300	Professional Services				11,072	0	***%			0	0%
311	Outside Maintenance					220,000	0%	220,000		220,000	100%
350	Notices & Publication			57		0	0%			0	0%
	Account:			57	11,072	220,000	5%	220,000	0	220,000	100%
	Fund:			57	11,072	220,000	5%	220,000	0	220,000	100%
420 2021 Project - Storm Water/Street, Water, and Wastewater											
43100 Highways, Streets & Roadways											
200	Postage		90	15		0	0%			0	0%
300	Professional Services		40,540	605,663	41,050	31,000	132%	31,000		31,000	100%
302	Legal Consulting		125	1,269		0	0%			0	0%
310	Contractor			3,010,346	310,916	0	***%			0	0%
350	Notices & Publication		132	913	336	0	***%			0	0%
431	Permits/License			2,012		0	0%			0	0%
620	Fiscal Agents Fees				8,500	0	***%			0	0%
	Account:		40,887	3,620,218	360,802	31,000	***%	31,000	0	31,000	100%
	Fund:		40,887	3,620,218	360,802	31,000	***%	31,000	0	31,000	100%
601 Water											
43220 Street Cleaning											
440	Chemical Purification				40	0	***%			0	0%
	Account:				40	0	***%	0	0	0	0%
43225 Water											
200	Postage	844	848	824	719	900	80%	1,000		1,000	111%
210	Operating Supplies	1,204	166	1,303	2,097	1,500	140%	2,000		2,000	133%
220	Repair & Maint. Supplies	962	875	2,150		1,000	0%	1,000		1,000	100%
300	Professional Services	1,046	92	142	93	500	19%	500		500	100%
311	Outside Maintenance	2,290	10,500	8,925		3,000	0%	3,000		3,000	100%

CITY OF FREEPORT
Expenditure Budget Report -- Multi Year Actuals
For the Year: 2023

Account	Object	Actuals				Current	%	Prelim.	Budget	Final	% Old
		2019	2020	2021	2022	Budget	Exp.	Budget	Changes	Budget	Budget
320	Telephone	240	251	266	226	250	90%	250		250	100%
330	Training	248	380	250	125	250	50%	250		250	100%
335	Mileage & Reimb Exp	160				170	0%	170		170	100%
350	Notices & Publication	594	672	22		700	0%	700		700	100%
361	Liability Insurance	774	832	1,025	368	950	39%	950		950	100%
381	Electric	5,557	6,106	6,294	5,241	6,000	87%	6,000		6,000	100%
420	Depreciation	71,080	71,372	72,410		71,400	0%	71,400		71,400	100%
430	Miscellaneous					250	0%	250		250	100%
431	Permits/License	2,090	3,129	3,141	2,404	3,150	76%	3,150		3,150	100%
433	Dues	2,057	2,211	1,975	820	2,150	38%	2,150		2,150	100%
440	Chemical Purification	2,687	4,937	2,776	2,509	3,500	72%	3,500		3,500	100%
450	Sales Tax			-684	1,125	0	***%			0	0%
460	Lab Testing		30	45		20	0%	20		20	100%
600	Bond Principal					42,000	0%	43,000		43,000	102%
610	Bond Interest	30,561	29,805	28,961	6,110	28,850	21%	27,950		27,950	97%
700	Transfers	54,867	54,867	54,867	27,434	54,867	50%	54,867		54,867	100%
	Account:	177,261	187,073	184,692	49,271	221,407	22%	222,107	0	222,107	100%
	Fund:	177,261	187,073	184,692	49,311	221,407	22%	222,107	0	222,107	100%

602 Waste Water

43250 Sewage Collection and Disposal

200	Postage	655	715	732	540	800	68%	800		800	100%
210	Operating Supplies	3,156	889	919	1,269	3,000	42%	3,000		3,000	100%
220	Repair & Maint. Supplies		570			4,500	0%	4,500		4,500	100%
300	Professional Services	6,844	507	1,091	1,081	2,000	54%	2,000		2,000	100%
311	Outside Maintenance	28,276	9,693	10,496		20,000	0%	20,000		20,000	100%
320	Telephone	240	251	266	180	250	72%	250		250	100%
330	Training	303	125		125	250	50%	250		250	100%
335	Mileage & Reimb Exp	104				105	0%	105		105	100%
361	Liability Insurance	1,216	1,136	1,362	570	1,200	48%	1,200		1,200	100%
381	Electric	885	989	859	681	900	76%	900		900	100%
420	Depreciation	61,632	61,924	62,962		61,632	0%	61,632		61,632	100%
431	Permits/License	390	345	345	368	350	105%	350		350	100%
433	Dues	1,582	1,691	1,455	300	1,800	17%	1,800		1,800	100%
460	Lab Testing	1,280	1,293	1,006	799	1,300	61%	1,300		1,300	100%
600	Bond Principal					25,000	0%	25,000		25,000	100%
610	Bond Interest	860	268	-332	600	900	67%	300		300	33%
700	Transfers	43,800	43,800	43,800	21,900	43,800	50%	43,800		43,800	100%
	Account:	151,223	124,196	124,961	28,413	167,787	17%	167,187	0	167,187	100%
	Fund:	151,223	124,196	124,961	28,413	167,787	17%	167,187	0	167,187	100%

CITY OF FREEPORT
Expenditure Budget Report -- Multi Year Actuals
For the Year: 2023

Account	Object	Actuals				Current Budget 2022	% Exp. 2022	Prelim. Budget 23	Budget Changes 23	Final Budget 23	% Old Budget 23
		2019	2020	2021	2022						
603 Water - USDA Reserve											
43000 Public Works											
	210 Operating Supplies			876		0	0%			0	0%
	Account:			876		0	***%	0	0	0	0%
	Fund:			876		0	0%	0	0	0	0%
											%
604 Waste Water - USDA Reserve											
43000 Public Works											
	210 Operating Supplies			876		0	0%			0	0%
	Account:			876		0	***%	0	0	0	0%
	Fund:			876		0	0%	0	0	0	0%
											%
Grand Total :		1,307,869	1,446,374	4,970,564	1,214,247	1,467,167		1,281,579	0	1,281,579	



CITY OF FREEPORT

125 Main Street E – PO Box 301 – Freeport, MN 56331 – 320-836-2112
For TTY/TDD Users 1-800-627-3529 or 711 Minnesota Relay Service www.freeportmn.org

RESOLUTION 2022-XX

A RESOLUTION ADOPTING PROPOSED 2023 BUDGET AND ORDERING CERTIFICATIONS OF PROPOSED 2023 LEVY TO COUNTY AUDITOR

WHEREAS; Minnesota State Statutes require that all local units of government formally adopt a preliminary tax levy for the preceding fiscal year on or before September 30, 2022; and

WHEREAS; The Freeport City Council and City staff have done preliminary analysis of the demands for goods, services and other debt obligations to be provided for the City in 2023 and have attached such proposed budget in Appendix A; and

NOW, THEREFORE BE IT RESOLVED; The Freeport City Council has determined that the 2023 proposed tax levy shall be set, and directs the City Clerk to notify the Stearns County Auditor of this proposed levy amounts:

General Levy	\$254,968
EDA Levy	\$ 12,000
Capital Levy	\$148,000
2022 GO Bond Levy	\$206,000
<hr/>	
Total Tax Levy	\$620,968

FURTHERMORE; The City Council hereby sets November 29, 2022 as the public hearing date for comment on the 2023 budget and tax levy. The meeting will be held at 7:00 pm at Freeport City Hall, 125 Main Street East in the City of Freeport.

Dated this 27th day of September 2022

Motion by:

Second by:

Council members in favor: Nick Arnzen, Sarah Blake, Mike Eveslage, Jake Renneker, Tim Hennen

Opposed or abstained:

Mike Eveslage, Mayor

ATTEST:

Jon Nelson, Clerk-Treasurer

Memo

From: Jon Nelson, Clerk-Treasurer

To: Freeport City Council

Date: 09/20/2022

Re: Historical Photos – Fritz Laing

Fritz Laing requested to be put on the agenda to present the Council with Historical Photos.

Memo

From: Jon Nelson, Clerk-Treasurer

To: Freeport City Council

Date: 09/20/2022

Re: Wobegon Trail Granite Monument

The granite monument was dedicated to the City as a Girl Scouts project. The monument has been neglected and is in need of repair. I am expecting a quote from Murphy Granite that will include a new base and pins to upright the monument.

The landscaping around the monument could also be restored once the monument is standing again.

Recommendations: Consider budgeting to repair and perform maintenance on the monumental sight.

Memo

From: Jon Nelson, Clerk-Treasurer

To: Freeport City Council

Date: 09/20/2022

Re: Pay Equity Implementation Report

State law requires all public jurisdictions to eliminate any gender-based wage inequities in compensation and submit reports to Minnesota Management and Budget. MMB staff analyzes the reports to ensure that compliance is achieved and maintained.

The City of Freeport was in compliance for the year of 2021. The *Pay Equity Implementation Report* must be approved by the governing body in order to submit the report to MMB.

Recommendations: Approve the *Pay Equity Implementation Report*

Compliance Report

Jurisdiction: Freeport
P.O. Box 301

Report Year: 2022
Case: 1 - 2022DATA (Shared (Jur and MMB))

Freeport, MN 56331

Contact: Jon Nelson

Phone: (320) 836-2112

E-Mail: clerk@freeportmn.org

The statistical analysis, salary range and exceptional service pay test results are shown below. Part I is general information from your pay equity report data. Parts II, III and IV give you the test results.

For more detail on each test, refer to the Guide to Pay Equity Compliance and Computer Reports.

I. GENERAL JOB CLASS INFORMATION

	Male Classes	Female Classes	Balanced Classes	All Job Classes
# Job Classes	2	2	0	4
# Employees	2	2	0	4
Avg. Max Monthly Pay per employee	5095.90	4042.92		4569.41

II. STATISTICAL ANALYSIS TEST

A. Underpayment Ratio = 0 *

	Male Classes	Female Classes
a. # At or above Predicted Pay	2	2
b. # Below Predicted Pay	0	0
c. TOTAL	2	2
d. % Below Predicted Pay (b divided by c = d)	0.00	0.00

*(Result is % of male classes below predicted pay divided by % of female classes below predicted pay.)

B. T-test Results

Degrees of Freedom (DF) = 2	Value of T = 0.000
-----------------------------	--------------------

a. Avg. diff. in pay from predicted pay for male jobs = 0

b. Avg. diff. in pay from predicted pay for female jobs = 0

III. SALARY RANGE TEST = 0.00 (Result is A divided by B)

A. Avg. # of years to max salary for male jobs = 0.00

B. Avg. # of years to max salary for female jobs = 0.00

IV. EXCEPTIONAL SERVICE PAY TEST = 0.00 (Result is B divided by A)

A. % of male classes receiving ESP = 0.00 *

B. % of female classes receiving ESP = 0.00

*(If 20% or less, test result will be 0.00)

Pay Equity Implementation Report

Part A: Jurisdiction Identification

Jurisdiction: Freeport
P.O. Box 301

Jurisdiction Type: City

Freeport, MN 56331

Contact: Jon Nelson

Phone: (320) 836-2112

E-Mail: clerk@freeportmn.org

Part B: Official Verification

- The job evaluation system used measured skill, effort responsibility and working conditions and the same system was used for all classes of employees.

The system was used: State Job Match

Description:

- Health Insurance benefits for male and female classes of comparable value have been evaluated and:
There is no difference and female classes are not at a disadvantage.

- An official notice has been posted at:

City of Freeport City Hall

(prominent location)

informing employees that the Pay Equity Implementation Report has been filed and is available to employees upon request. A copy of the notice has been sent to each exclusive representative, if any, and also to the public library.

The report was approved by:

City of Freeport

(governing body)

Michael Eveslage

(chief elected official)

Mayor

(title)

Part C: Total Payroll

\$146649.61

is the annual payroll for the calendar year just ended December 31.

- [] Checking this box indicates the following:
- signature of chief elected official
 - approval by governing body
 - all information is complete and accurate, and
 - all employees over which the jurisdiction has final budgetary authority are included
- Date Submitted: 9/13/2022

Memo

From: Jon Nelson, Clerk-Treasurer

To: Freeport City Council

Date: 09/20/2022

Re: Joan Wall Tribute

September is Ovarian Cancer Awareness Month. The City would like to commemorate a memorial in honor of clerk-treasurer Joan Wall.

The following excerpt on reflections stones is an option to consider. A 15 ½” x 15 ½” stone costs \$170 and a 12” x 12” stone costs \$119. This pricing includes any pictures or wording chosen for the tribute.

Recommendations: Consider choosing a size and content for the reflection stone.


Available Colors:

Personal, Creative & Unique

Available sizes:
Small: 12" L x 12" H
Standard: 15-1/2" L x 15-1/2" H



Jet Black



Taj Aurora



Coral Blue